

ALBURY SIDE

Chairs & Stools

ORIGIN: China **USE:** Indoor **WARRANTY:** 12 Months

DIMENSIONS:

Timber Leg



 8.5 - 9.7 kg

Metal Leg



 8.8 - 10 kg

H650 Stool



 9.5 - 10.7 kg


H750 Stool



 10.9 - 12.1 kg

Sled



 9.2 - 10.4 kg

Castor V2



 10.7 - 11.9 kg

Trestle V2



 9 - 10.2 kg

ASSEMBLY:

[4 Leg Chair -->](#)

[4 Leg Stool -->](#)

[Sled -->](#)

[Castor -->](#)

[Trestle -->](#)


ALBURY SIDE

Chairs & Stools

SHELL FINISHES:

WARWICK


Gravity



Eastwood




Pelle/ Benito

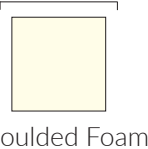


Ezfurn:

Vinyl




Unupholstered




FRAME FINISHES:

Solid Ash




Mild Steel




Stainless Steel #201



Mild/ Stainless Steel #201



Cast Aluminium



Chairs & Stools

PRODUCT MAINTENANCE:

Solid Timber

1. Regularly dust surface with damp cloth.
2. Wash with non-abrasive, solvent free and PH neutral cleaning products.
3. Always dry with a lint free cloth.
4. Apply commercial grade timber oil or polish with a lint free cloth.

DO NOT: Use abrasive pads, brushes, or cleaners like steel wool, as it will scratch the surface.

DO NOT: Use detergents, glass cleaner, harsh chemicals, or any solvent or ammonia based cleaners.

DO NOT: Place in direct sunlight.

Powder coated Mild Steel:

1. Regularly dust surface with damp cloth.
2. Wash with a soft cloth and warm soapy water.
3. Always dry with a lint free cloth.

DO NOT: Use abrasive pads, brushes, or cleaners like steel wool, as it will scratch the surface.

DO NOT: Use powder, concentrated detergents, or silicone-based furniture polishes.

Stainless Steel:

1. Regularly dust surface with damp cloth.
2. Wash with a soft cloth and a stainless-steel cleaning agent.
3. Always dry with a lint free cloth.

DO NOT: Use abrasive pads, brushes, or cleaners, like steel wool, as it will scratch the surface.

NOTE: These bases lightly scratch with normal use. The scratches are not unpleasant and over time create a nice patina on the surface.

Warwick Fabrics:

1. Regularly vacuum using low suction.
2. Protect from direct sunlight.
3. Treat spills and stains as soon as possible;
 1. Gently scrape any soil or mop any liquid from the surface of the fabric.
 2. Apply upholstery shampoo cleaning agents strictly according to instructions to remove the residue of the spill.
 3. Dry in shade away from direct heat, allow to dry thoroughly before re-use.

DO NOT: Remove cushion covers for separate cleaning or washing, even though they may have zippers.

DO NOT: Saturate the fabric or interior with water or other cleaning liquids.

DO NOT: Use dish washing or laundry detergents.

DO NOT: Scrub with a stiff brush.

NOTE: Annual professional cleaning is highly recommended.

NOTE: Water-based soil resist fabric protector treatments are available and should always be done.

NOTE: Pilling can occur occasionally as a result of normal daily wear and should not be considered as a fault. Fibre pills can be removed by a battery operated pilling tool available from most haberdashery stores.

Vinyl:

1. Regularly vacuum using a soft brush and wipe with a wet sponge or cloth.
2. Protect from direct sunlight.
3. Treat spills and stains as soon as possible by blotting liquid spills with a clean dry cloth. Wipe with a clean cloth dampened with warm water. Dry in shade away from direct heat.
4. A soft bristle brush may be used to remove ingrained soil. Avoid scratching by gentle brushing.

DO NOT: Use abrasive powder, detergent based or paste cleaners.

DO NOT: Wet excessively or clean with hot water extraction machine or on-site dry-cleaning machine.

NOTE: Annual professional cleaning is highly recommended.

ALBURY SIDE

Chairs & Stools

CODES:

**Timber
Light Oak**

- KSCALTIOGCL/ MO/ NY/ SL/ DE/ ST/ TE
- KSCALTI OFBI/ DO/ SL/ TA
- KSCALTIOPJA/ ON/ NY/ SA
- KSCALTI OV BK/ BL/ CC
- KSCALTILOUUP

**Timber
Light
Walnut**

- KSCALTIWAGCL/ MO/ NY/ SL/ DE/ ST/ TE
- KSCALTIWAFBI/ DO/ SL/ TA
- KSCALTIWAPJA/ ON/ NY/ SA
- KSCALTIWAVBK/ BL/ CC
- KSCALTIWAUUP

**Timber
Natural**

- KSCALTINAGCL/ MO/ NY/ SL/ DE/ ST/ TE
- KSCALTINAFBI/ DO/ SL/ TA
- KSCALTINAPJA/ ON/ NY/ SA
- KSCALTINAVBK/ BL/ CC
- KSCALTINAUUP

**Mild Steel
Birch**

- KSCALMEBEGCL/ MO/ NY/ SL/ DE/ ST/ TE
- KSCALMEBEFBI/ DO/ SL/ TA
- KSCALMEBEPJA/ ON/ NY/ SA
- KSCALMEBEVBK/ BL/ CC
- KSCALMEBEUUP
- KSTALSI65MEBEGCL/ MO/ NY/ SL/ DE/ ST/ TE
- KSTALSI65MEBEFBI/ DO/ SL/ TA
- KSTALSI65MEBEPJA/ ON/ NY/ SA
- KSTALSI65MEBEVBK/ BL/ CC
- KSTALSI65MEBEUUP
- KSTALSI75MEBEGCL/ MO/ NY/ SL/ DE/ ST/ TE
- KSTALSI75MEBEFBI/ DO/ SL/ TA
- KSTALSI75MEBEPJA/ ON/ NY/ SA
- KSTALSI75MEBEVBK/ BL/ CC
- KSTALSI75MEBEUUP

**Mild Steel
Light Oak**

- KSCALMELOGCL/ MO/ NY/ SL/ DE/ ST/ TE
- KSCALMELOFBI/ DO/ SL/ TA
- KSCALMELOPJA/ ON/ NY/ SA
- KSCALMELOVBK/ BL/ CC
- KSCALMELOUUP
- KSTALSI65MELOGCL/ MO/ NY/ SL/ DE/ ST/ TE
- KSTALSI65MELOFBI/ DO/ SL/ TA
- KSTALSI65MELOPJA/ ON/ NY/ SA
- KSTALSI65MELOVBK/ BL/ CC
- KSTALSI65MELOUUP
- KSTALSI75MELOGCL/ MO/ NY/ SL/ DE/ ST/ TE
- KSTALSI75MELOFBI/ DO/ SL/ TA
- KSTALSI75MELOPJA/ ON/ NY/ SA
- KSTALSI75MELOVBK/ BL/ CC
- KSTALSI75MELOUUP

**Mild Steel
Light
Walnut**

- KSCALMELWGCL/ MO/ NY/ SL/ DE/ ST/ TE
- KSCALMELWFB I/ DO/ SL/ TA
- KSCALMELWPJA/ ON/ NY/ SA
- KSCALMELWVBK/ BL/ CC
- KSCALMELWUUP
- KSTALSI65MELWGCL/ MO/ NY/ SL/ DE/ ST/ TE
- KSTALSI65MELWFB I/ DO/ SL/ TA
- KSTALSI65MELWPJA/ ON/ NY/ SA
- KSTALSI65MELWVBK/ BL/ CC
- KSTALSI65MELWUUP
- KSTALSI75MELWGCL/ MO/ NY/ SL/ DE/ ST/ TE
- KSTALSI75MELWFB I/ DO/ SL/ TA
- KSTALSI75MELWPJA/ ON/ NY/ SA
- KSTALSI75MELWVBK/ BL/ CC
- KSTALSI75MELWUUP

**Mild Steel
Black**

- KSCALMEBK GCL/ MO/ NY/ SL/ DE/ ST/ TE
- KSCALMEBKFB I/ DO/ SL/ TA
- KSCALMEBK PJA/ ON/ NY/ SA
- KSCALMEBKVBK/ BL/ CC
- KSCALMEBKUUP
- KSTALSI65MEBK GCL/ MO/ NY/ SL/ DE/ ST/ TE
- KSTALSI65MEBKFB I/ DO/ SL/ TA
- KSTALSI65MEBK PJA/ ON/ NY/ SA
- KSTALSI65MEBKVBK/ BL/ CC
- KSTALSI65MEBKUUP
- KSTALSI75MEBK GCL/ MO/ NY/ SL/ DE/ ST/ TE
- KSTALSI75MEBKFB I/ DO/ SL/ TA

**Mild /
Stainless
Steel Black
Brass**

- KSCALMEBKBR GCL/ MO/ NY/ SL/ DE/ ST/ TE
- KSCALMEBKBRFB I/ DO/ SL/ TA
- KSCALMEBKBR PJA/ ON/ NY/ SA
- KSCALMEBKBRVBK/ BL/ CC
- KSCALMEBKBRUUP
- KSTALSI75MEBKBR GCL/ MO/ NY/ SL/ DE/ ST/ TE
- KSTALSI75MEBKBRFB I/ DO/ SL/ TA
- KSTALSI75MEBKBR PJA/ ON/ NY/ SA
- KSTALSI75MEBKBRVBK/ BL/ CC

**Stainless
Steel Brass**

- KSCALMEBKBR GCL/ MO/ NY/ SL/ DE/ ST/ TE
- KSCALMEBRFB I/ DO/ SL/ TA
- KSCALMEBR PJA/ ON/ NY/ SA
- KSCALMEBRVBK/ BL/ CC
- KSCALMEBRUUP

**Stainless
Steel
Copper**

- KSCALMEBKCO GCL/ MO/ NY/ SL/ DE/ ST/ TE
- KSCALMECOFB I/ DO/ SL/ TA
- KSCALMECO PJA/ ON/ NY/ SA
- KSCALMECOVBK/ BL/ CC
- KSCALMECOUUP

Sled

- KSCALSLBK GCL/ MO/ NY/ SL/ DE/ ST/ TE
- KSCALSLBKFB I/ DO/ SL/ TA
- KSCALSLBK PJA/ ON/ NY/ SA
- KSCALSLBKVBK/ BL/ CC
- KSCALSLBKUUP

Castor V2

- KSCALCAV2BK GCL/ MO/ NY/ SL/ DE/ ST/ TE
- KSCALCAV2BKFB I/ DO/ SL/ TA
- KSCALCAV2BK PJA/ ON/ NY/ SA
- KSCALCAV2BKVBK/ BL/ CC
- KSCALCAV2BKUUP
- KSCALCAV2POGCL/ MO/ NY/ SL/ DE/ ST/ TE
- KSCALCAV2POFB I/ DO/ SL/ TA
- KSCALCAV2PO PJA/ ON/ NY/ SA
- KSCALCAV2POVBK/ BL/ CC
- KSCALCAV2POUUP

Trestle V2

- KSCALTRV2BK GCL/ MO/ NY/ SL/ DE/ ST/ TE
- KSCALTRV2BKFB I/ DO/ SL/ TA
- KSCALTRV2BK PJA/ ON/ NY/ SA
- KSCALTRV2BKVBK/ BL/ CC
- KSCALTRV2BKUUP
- KSCALTRV2PAGCL/ MO/ NY/ SL/ DE/ ST/ TE
- KSCALTRV2PAFB I/ DO/ SL/ TA
- KSCALTRV2PA PJA/ ON/ NY/ SA
- KSCALTRV2PAVBK/ BL/ CC
- KSCALTRV2PAUUP